



# Driver Card

## To get started with the Pro-Tracking ELD app<sup>1</sup>, make sure that:

- you are logged in to the system via your personal user ID and user password;
- your device is connected to a charger and the Bluetooth is turned on;
- your device is placed on a dashboard so that the DOT inspector has a full view of its screen without entering a truck.



Malfunctions & data diagnostics



County ruleset



App to truck connection

James S.

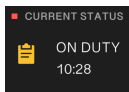
Current driver's name



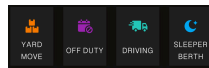
Switch to a co-driver



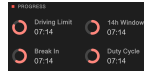
Available driving time



Current status



Statuses menu



HOS menu



Statuses Menu icon



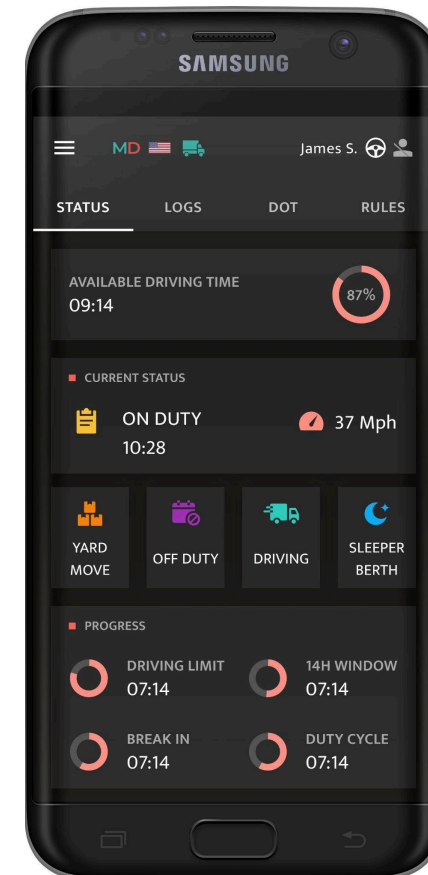
Logs menu icon



DOT Inspection icon



Rules menu icon



<sup>1</sup> Pro-Tracking ELD is compliant with the Federal Motor Carrier Safety Regulations CFR §395.15 and 49 CFR 395.20 et seq.  
Pro-Tracking ELD is compliant with Section 83 of The Commercial Vehicle Drivers Hours of Service Regulations regarding the use of electronic logging devices.

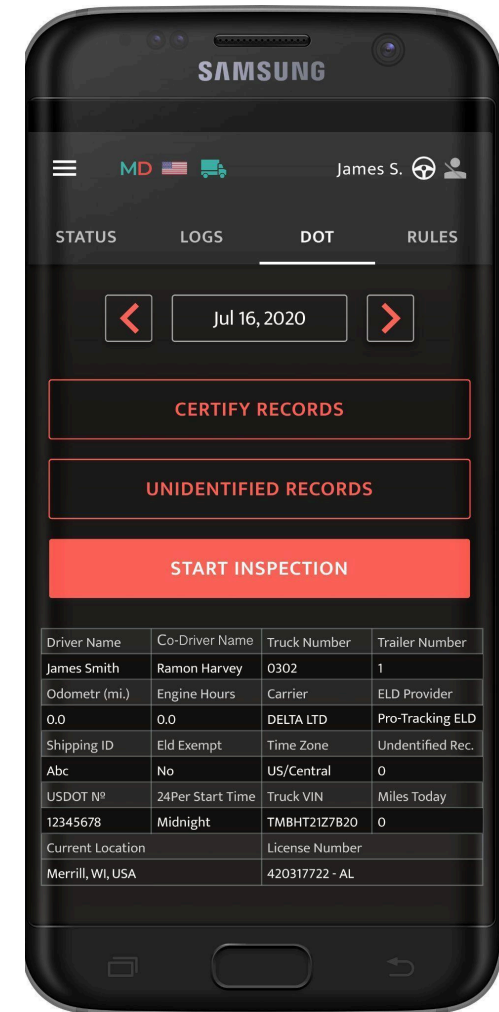


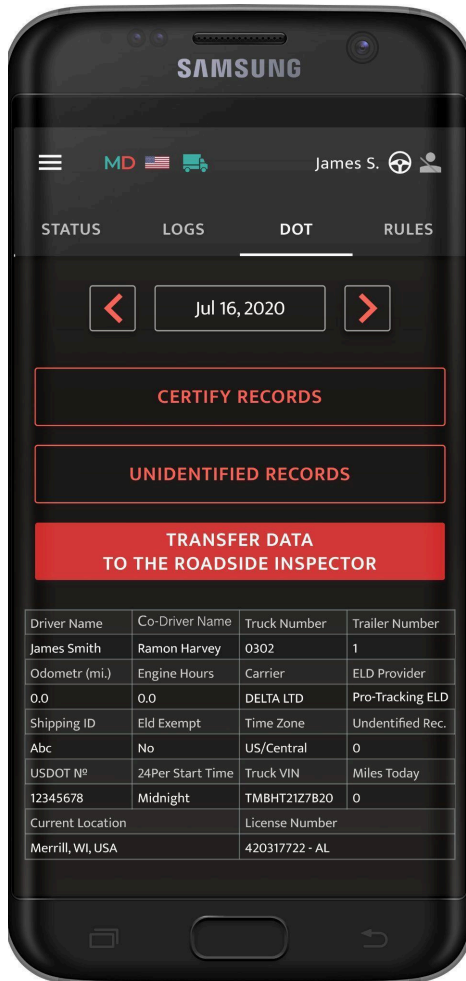
### ***For a Driver:***

- 1) Tap the DOT Inspect icon to open an inspection menu.
- 2) Pass the device to the roadside inspector.

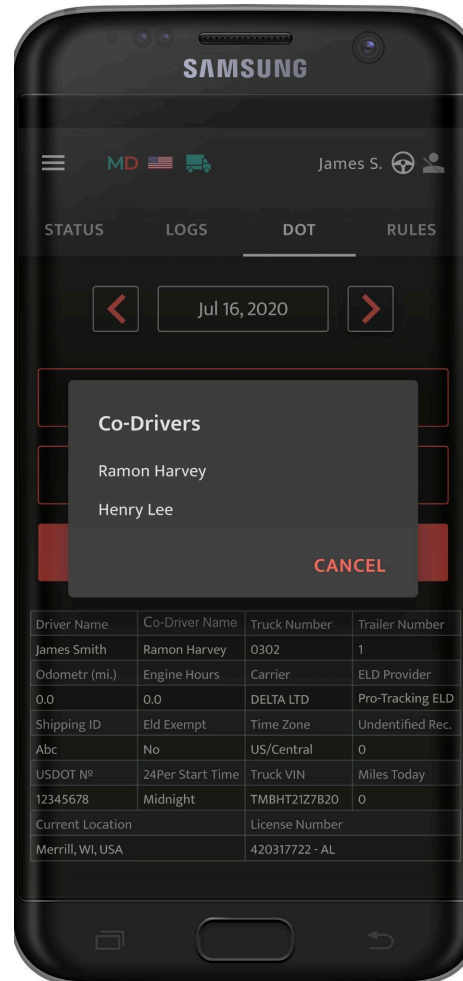
### ***For an Inspector:***

- 1) Choose the date to be inspected using a calendar to see all the data regarding a vehicle, driver, and carrier recorded by the ELD for the date you selected. Graphs depict the status changes and the table shows details for each event.
- 2) Tap the **Start Inspection** button to launch the inspection process.

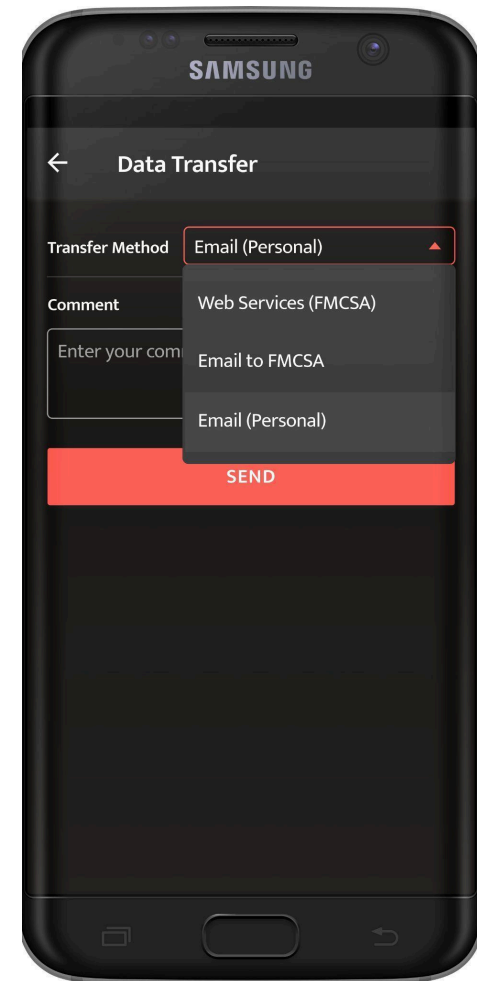




To send the data to safety officials you need to tap **Transfer Data to the Roadside Inspector**.



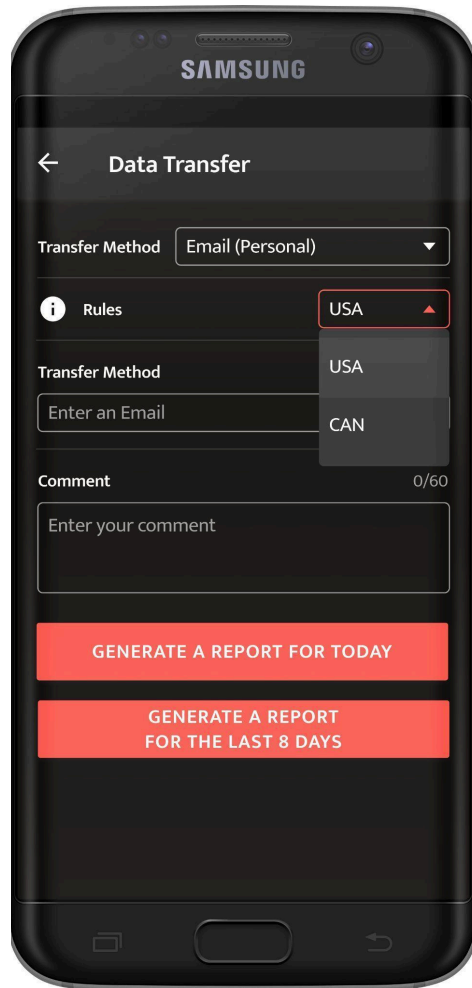
Here you will see the list of all the co-drivers operating the same truck during the last 8 days period.



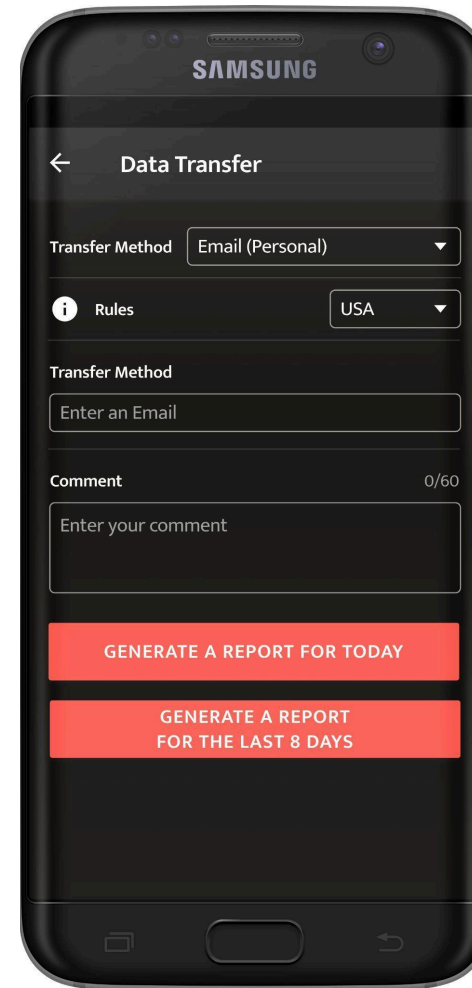
After that, you will see 3 data transferring options to choose from:

- Web Services (FMCSA);
- FMCSA email;
- personal email (provided by

the roadside inspector).



If you select Email (Personal), you need to select your country (for America it is USA). Then you need to enter the recipient's mailbox.



Here you have two options to send the logs: choosing "Generate Report for Today" or "Generate Report for the last 8 days."

Note: if you face any problems while the DOT inspection procedure, feel free to contact our support team via phone: +16238874422 or email: [info@protrackingeld.com](mailto:info@protrackingeld.com)